




# CRIME IN TEXAS

# 2019

**TEXAS**

**DEPARTMENT OF PUBLIC SAFETY**



# RAPE

## DEFINITION

The rape definition is defined by the FBI in the Uniform Crime Reporting program as:

“Penetration, no matter how slight, of the vagina or anus with any body part or object, or oral penetration by a sex organ of another person, without the consent of the victim.”

Statistics reported in this crime category include assaults to commit rape; however, statutory rape is excluded.

## ANALYSIS

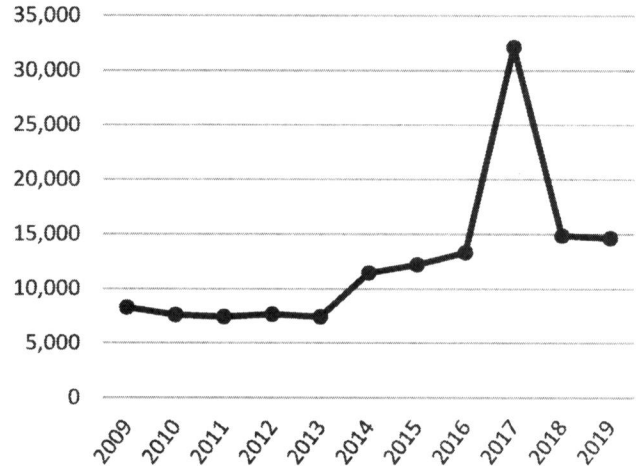
### Volume

The reported number of rapes committed in Texas in 2019 was 14,656. This represented a decrease of 1.6% in the number of rapes when compared to 2018.


### Rate

The rape rate for Texas in 2019 was 50.5 rapes for every 100,000 persons. This is a decrease of 2.6% from 2018.

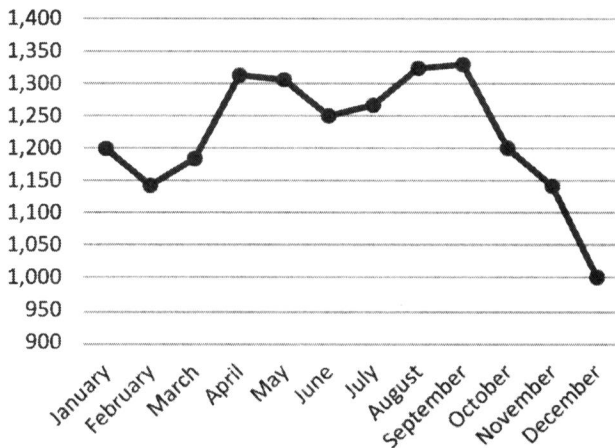
**Rape Offenses 2009-2019**  
2014<sup>1</sup> increase due to revised definition



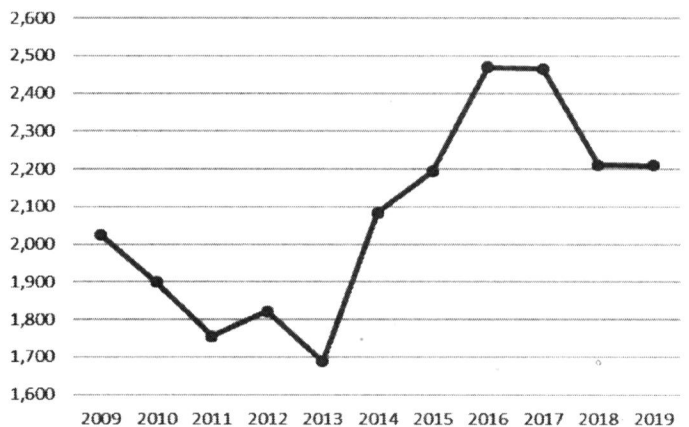
### NATURE OF RAPES



**Rape by Month 2019**



**Rape Arrests 2009-2019**  
2014<sup>1</sup> increase due to revised definition



<sup>1</sup>As of 2014, both males and females may be considered a victim as opposed to only females. This is a change from prior years where sexual assaults on males were excluded.

# SEXUAL ASSAULT

## DEFINITION

The 80th Texas Legislative Session passed House Bill 76, which requires DPS to establish guidelines and collect, as part of the UCR Program, data about incidents that contain specific sexual assault offenses. Sexual Assault crime data collection began in the calendar year 2008. Special consideration had to be taken to disseminate the data collection guidelines for Sexual Assault reporting due to the nature of the difference between UCR offense definitions and Texas penal code definitions. In the Texas UCR program, rape is the only offense collected under the crime index. Since there is greater variance in the offenses collected in the compilation of Sexual Assault data, this data collection should in no way be compared to the statistics maintained in the National UCR program.

## ANALYSIS

### Volume

In 2019, the total number of sexual assault incidents reported in Texas was 18,057. This represented an 8.9% decrease when compared to 2018. These incidents involved 18,778 victims (down 8.8% from 2018) and 18,726 offenders (down 8.8% from 2018).

2019 Sexual Assault Quick Stats			
	2019	2018	% Change
Number of Incidents	18,057	19,816	-8.9%
Number of Victims	18,778	20,592	-8.8%
Number of Offenders	18,726	20,532	-8.8%

### Victim's Relationship

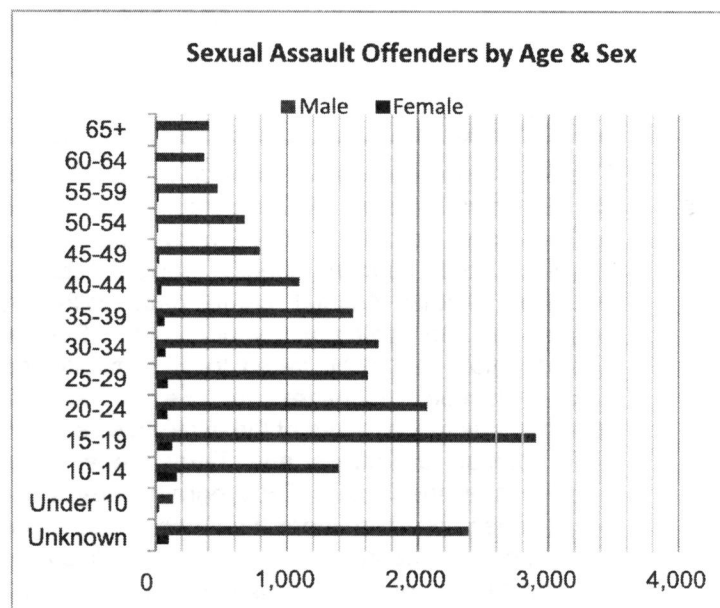
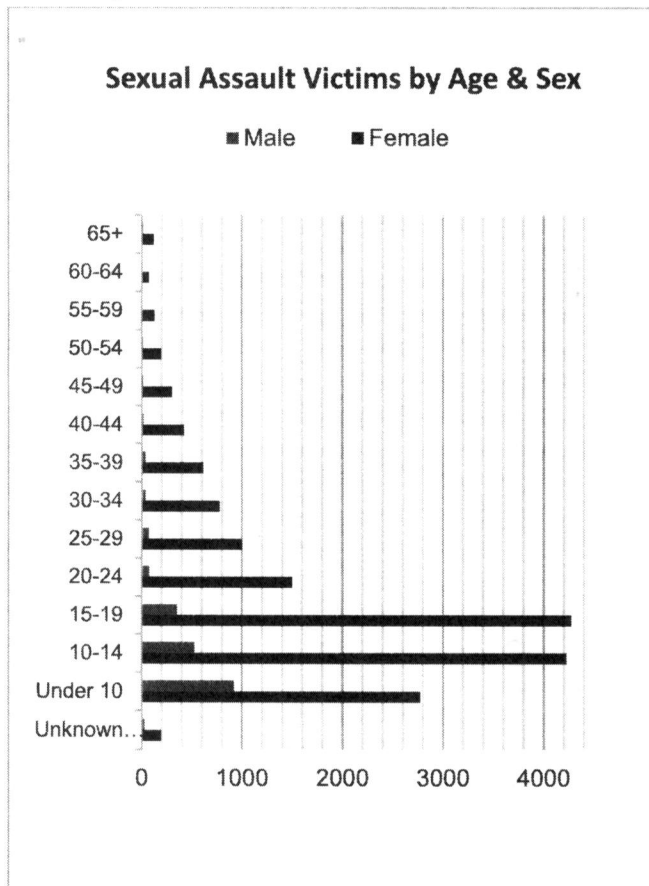
The most significant number of sexual assault victims (in relation to the offender) were: female acquaintances (16.6%), other female family members (11.6%), female strangers (8.1%), unknown females (7.1%), otherwise known female (6.8%), girlfriend (6.5%), female friend (6.5%), daughters (5.8%), and stepdaughters (5.3%). Most sexual assault victims were non-family members (53.6%), while 46.5% of victims were related to the offender.

<sup>1</sup>All percentages rounded to the nearest tenth and every percentage below 0.1% are displayed as 0.0%. Please be advised that due to rounding protocol, some graphs may reflect percentages that are slightly greater than or less than 100% when totaled.

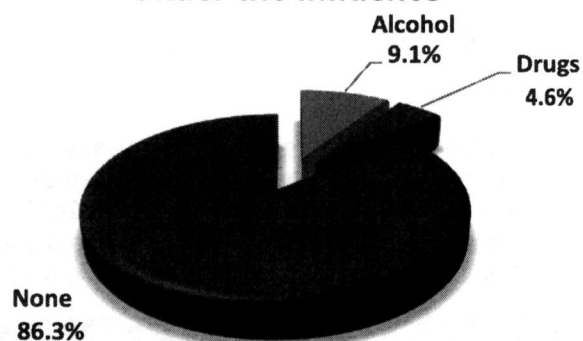
Relationship of Victim to Offender <sup>1</sup>			
Type	Group %	Relationship of Victim	Total %
Romantic	9.7%	Husband	0.0%
		Wife	1.7%
		Common-Law Husband	0.0%
		Common-Law Wife	0.5%
		Ex-Husband	0.0%
		Ex-Wife	0.6%
		Boyfriend	0.2%
		Girlfriend	6.5%
		Homosexual Male	0.1%
		Homosexual Female	0.0%
Parental/Child	16.3%	Father	0.0%
		Mother	0.2%
		Son	1.1%
		Daughter	5.8%
		Stepfather	0.0%
		Stepmother	0.3%
		Stepson	0.5%
		Stepdaughter	5.3%
		Grandfather	0.0%
		Grandmother	0.1%
		Grandson	0.4%
		Granddaughter	2.5%
Other Family	20.5%	Brother	1.2%
		Sister	3.4%
		Stepbrother	0.3%
		Stepsister	1.4%
		Male In-Law	0.0%
		Female In-Law	0.3%
		Other Male Family Member	2.4%
		Other Female Family Member	11.6%
Other	53.6%	Friend-Male	0.9%
		Friend-Female	6.5%
		Acquaintance-Male	2.3%
		Acquaintance-Female	16.6%
		Neighbor (Male & Female)	1.3%
		Babysittee	0.4%
		Employer	0.1%
		Employee	0.4%
		Otherwise Known-Male	1.2%
		Otherwise Known-Female	6.8%
		Stranger-Male	0.9%
		Stranger-Female	8.1%
		Unknown-Male	1.1%
		Unknown-Female	7.1%

## Victims

Incidents of sexual assault in 2019 involved 18,778 victims. Of the victims whose sex was known, 11.4% were male, and 88.6% were female. The age group with the highest number of victims was the 10 to 14-year-old bracket.



## Under the Influence



## Offenders

In 2019, 18,726 offenders were involved in incidents of sexual assault. Of the offenders whose sex was known, 95.4% were male, and 4.6% were female. The age group showing the highest number of offenders was the 15-to-19-year-old bracket.

## Under the Influence

Included in the sexual assault data collection is the determination of whether or not the offender was under the influence of mind-altering substances at the time of the incident. In 86.3% of the incidents, it was reported that neither drugs nor alcohol were involved. The offender was under the influence of alcohol in 9.1% of the incidents and under the influence of drugs in 4.6% of the reported incidents.

## Offenses

Offense information in the sexual assault data collection program is collected according to Texas Penal codes. Offense information is collected on six sexual assault categories: Continuous Sexual Abuse of Young Child, Indecency with a Child by Contact, Indecency with a Child by Exposure, Sexual Assault, Aggravated Sexual Assault and Sexual Performance by a Child. Complete offense definitions are available in the Appendix to this publication.

Of these six offenses, Sexual Assault accounted for 54.0% of all sexual offenses reported.

Sexual Assault Offenses	
Offense	%
Section 21.02 Continuous Sexual Abuse of Young Child or Children	2.2%
Section 21.11(a)(1) Indecency with a Child by Contact	21.0%
Section 21.11(a)(2) Indecency with a Child by Exposure	3.8%
Section 22.011 Sexual Assault	54.0%
Section 22.021 Aggravated Sexual Assault	18.2%
Section 43.25 Sexual Performance by a Child	0.8%

## Weapons

The most common weapon involved in sexual assault cases was physical force through the use of personal weapons, which accounted for 89.1% of the incidents.

Sexual Assault Weapons		
Weapon	Volume	%
Asphyxiation	52	0.3%
Blunt Object	87	0.4%
Drugs	400	2.0%
Firearm	222	1.1%
Knife/ Cutting Instrument	154	0.8%
Personal	18,026	89.1%
Other	1,287	6.4%

## Location

In 2019, sexual assaults reported in residences and homes accounted for 73.0%. Other/Unknown was the second most common location reported and accounted for 10.1%.

\*\*Other/Unknown is any location that does not fit one of the other defined data values, or when the location of the incident is unknown\*\*

Sexual Assault Locations <sup>1</sup>		
Locations	Volume	%
Bar/Night Club	100	0.5%
Church/Synagogue/Temple	56	0.3%
Commercial/Office Building	149	0.8%
Construction Site	7	0.0%
Convenience Store	42	0.2%
Drug Store/Dr's Office/Hospital	159	0.8%
Field/Woods	282	1.4%
Government/Public Building	49	0.2%
Highway/Road/Alley	692	3.5%
Hotel/Motel	640	3.2%
Jail/Prison	46	0.2%
Lake/Waterway	48	0.2%
Parking Lot/Garage	459	2.3%
Residence/Home	14,491	73.0%
School/College	619	3.1%
Other/Unknown	2,007	10.1%

<sup>1</sup>All percentages rounded to the nearest tenth and every percentage below 0.1% are displayed as 0.0%. Please be advised that due to rounding protocol, some graphs may reflect percentages that are slightly greater than or less than 100% when totaled.